

BEECHWORTH  WINDOWS™

The Casement Window



CONFIDENCE in fiberglass technology

A SIMPLIFIED process for the right fit

PRIDE in beautiful windows

1

Attractive, fold-in design incorporated into the crank case

2

Elements of the window that come in contact with water are made of fiberglass, the ideal exterior framing material

3

Wood is added where you want it - in the places that are visible from the interior of the home

4

Extreme energy efficiency with thermally efficient fiberglass and glass with low-e coatings

5

Hardware is made of stainless steel for rust resistance and long term usage

6

The Beechworth casement window has one of the best air infiltration ratings on the market



See the casement window video overview on the Beechworth Windows YouTube channel.

EXTERIOR OPTIONS



Finish options

- Sand Beige
- Frost White
- Tudor Bronze
- Cabin Brown
- Pottery Gray
- Onyx Black

Finishes resist fading, cracking, and chipping.

Finishes are lab tested via ASTM fade and impact standards. Beechworth finishes continuously exceed industry standards.

INTERIOR OPTIONS



Finish options

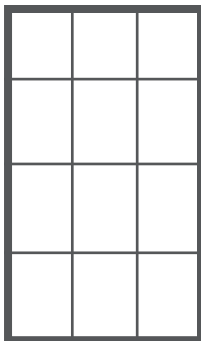
- Natural Pine
- Primed for Paint
- Pre-finished White

Interiors and SDLs are made of real pine.


Substantial wood interiors add traditional detail and character, for views filled with warmth from any angle.

GRILLE PATTERN OPTIONS

Colonial



9-lite




Grilles add unique style to some or all of your windows. They will match selected interior / exterior finishes.

GRILLE OPTIONS

SDLs (*outside of glass*)




GBGs (*inside glass*)



Removeable wood grilles also available.

HARDWARE OPTIONS



Handle is nested nicely, with smooth operation and closing. Select your premium hardware based on interior preference: pre-finished white, stained or primed for paint.

HIGH VISIBILITY SCREEN



Full-size, high visibility screen reaches the full length of the window so both sash open simultaneously, without compromising the view.

Your windows are made to **custom fit**, to the 1/4in. increment. Max 42in.x84in. Min 18in.x30in.

GLASS PACKAGES: EVALUATE YOUR OPTIONS

First, understand what can cause discomfort and increase costs for temperature control.

Radiation: solar energy that heats up a room through radiation


Conduction: passing of heat or cold through the materials

Convection: movement of air inside the home due to differences between inside and outside temperatures

All Beechworth Windows glass packages come with dual pane glass, Argon gas, and low-e coatings to help address the common issues related to high energy bills.



BEECHWORTH ADDRESSES RADIATION, CONVECTION, CONDUCTION



Extremely thermally efficient frame material, which helps reduce heat and cold conduction

Two panes of glass, with 2-4 layers of low-e coatings to reduce incoming solar radiation

Argon gas between the panes to reduce the movement of air (and that feeling of “drafty windows”)

Warm edge spacer reduces heat transfer through the window and supports the glass panes